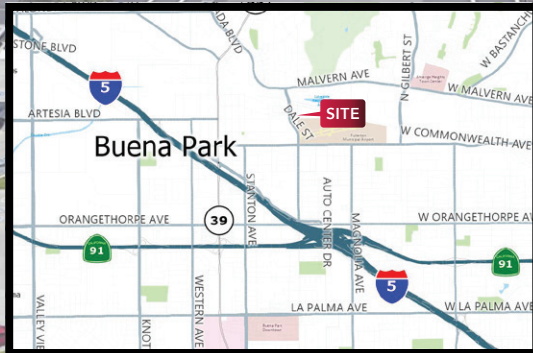



FOR LEASE

WAREHOUSE & OFFICE SPACE

CURRENT AVAILABILITY

951 S.F.	100% Office	8475 - K
6,472 S.F.	Office / Warehouse	8475 - 102
6,446 S.F.	Office / Warehouse	8475 - 103
6,504 S.F.	Office / Warehouse	8475 - 104
12,950 S.F.	Office / Warehouse	8475 - 103 /104
6,187 S.F.	24' Clear Warehouse /Off.	8485 - A



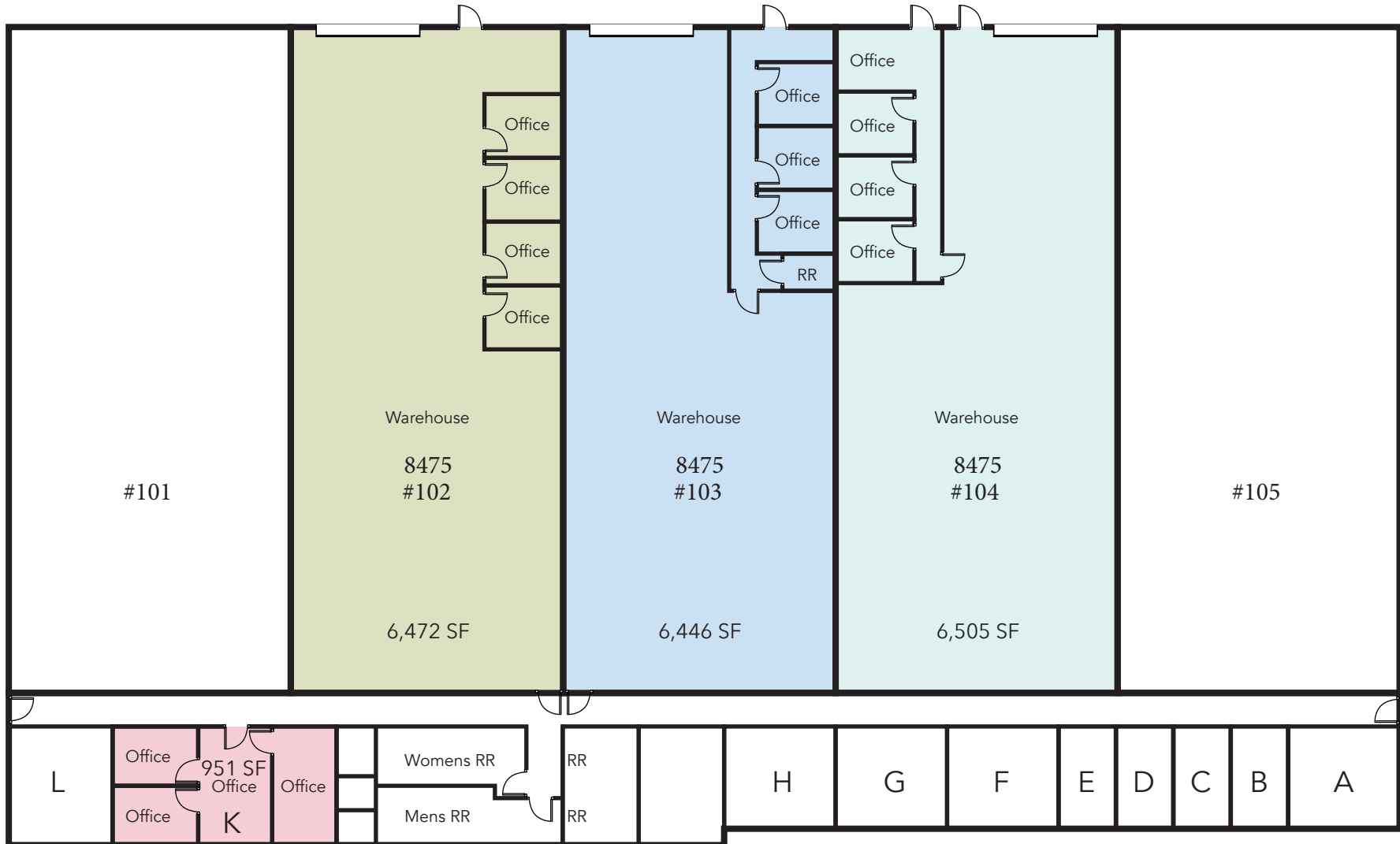
The Airport Professional Center is a two building Industrial and Office Park in Buena Park, CA located adjacent to the Fullerton Airport. The property offers a Business Park atmosphere with immediate access to the 5 and 51 freeways, on the border of both Orange and LA counties. Parking lot access is lockable during the evening hours and includes a security camera.

AIRPORT PROFESSIONAL CENTER

8475 & 8485 ARTESIA BLVD., BUENA PARK, CA 90621

Floor Plan 8475 Artesia Blvd.

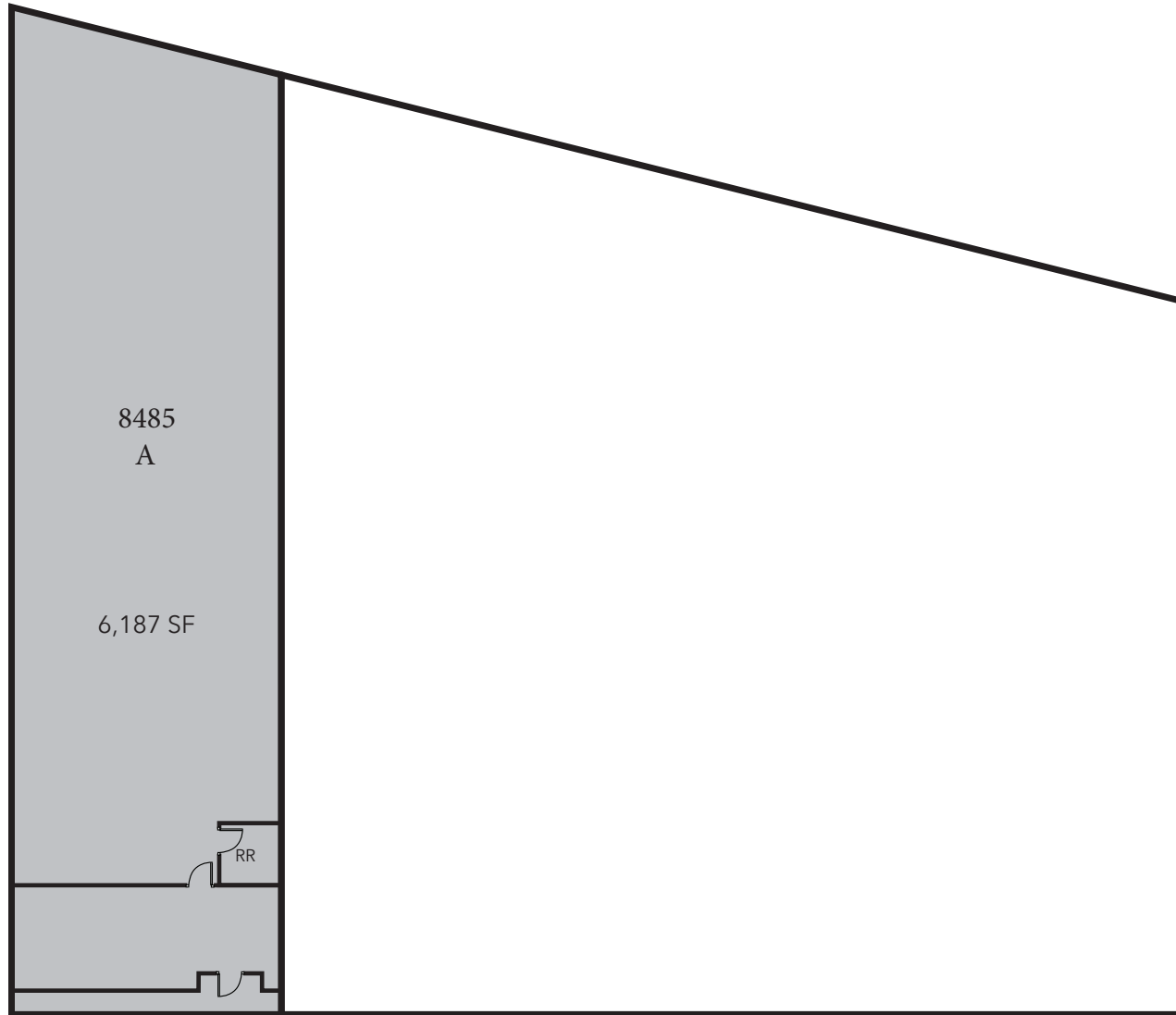
8475 & 8485 ARTESIA BLVD., BUENA PARK, CA 90621



NOT TO SCALE

Floor Plan 8485 Artesia Blvd.

8475 & 8485 ARTESIA BLVD., BUENA PARK, CA 90621



NOT TO SCALE

